


Accelerometer Triple $\pm 2g/\pm 4g$ 3.3V 368mv/g to 432mv/g/184mv/g to 216mv/g 14-Pin CLLCC Tray

Manufacturers	Analog Devices, Inc
Package/Case	
Product Type	Motion & Position Sensors
RoHS	
Lifecycle	



Images are for reference only

Please submit RFQ for ADXL354BEZ or [Email to us: sales@ovaga.com](mailto:sales@ovaga.com) We will contact you in 12 hours.

[RFQ](#)

General Description

The ADXL354 is part of a new family of low noise density, low 0 g offset drift, low power, 3-axis MEMS accelerometers with selectable measurement ranges. The ADXL354B supports the ± 2 g and ± 4 g ranges, the ADXL354C supports the ± 2 g and ± 8 g ranges. The ADXL354 offers industry leading noise, offset drift over temperature, and long term stability, enabling precision applications with minimal calibration and with very low power consumption.

The ADXL354 and ADXL355 (digital output. See ADXL355 Product Page) perform high resolution vibration measurement with very low noise to enable the early detection of structural defects via wireless sensor networks. The low power consumption of the new ADXL354 and ADXL355 accelerometers lengthens battery life and allows extended product usage by reducing the time between battery changes. The low noise performance of the ADXL354 and ADXL355 with low power consumption makes it now possible to cost-effectively enable low level vibration measurement applications such as Structural Health Monitoring (SHM). Additionally, the tilt stability of ADXL354 and ADXL355 accelerometers delivers excellent repeatability over temperature and time, which is ideal for orientation and navigation systems in unmanned aerial vehicles using Inertial Measurement Units (IMUs) and inclinometers. By providing repeatable tilt measurement under all conditions, the new accelerometers enable minimal tilt error without extensive calibration in harsh environments.

The ADXL354 and ADXL355 accelerometers offer guaranteed temperature stability with null offset coefficients of 0.15mg/C (max). The stability minimizes resource and expense associated with calibration and testing effort, helping to achieve higher throughput for device OEMs. In addition, the hermetic package helps ensure that the end product conforms to its repeatability and stability specifications long after they leave the factory.

With output of $\pm 2g$ to $\pm 8g$ full scale range (FSR), selectable digital filtering from 1 Hz to 1 kHz, and low noise density of $25\mu\text{g}/\sqrt{\text{Hz}}$ and $150\mu\text{A}$ current consumption, the ADXL354 MEMS accelerometer offers performance level comparable to much more expensive devices with less power consumption and BOM cost.

Features

Hermetic package offers excellent long-term stability

0 g offset vs. temperature (all axes): 0.15 mg/°C maximum

Ultralow noise density (all axes): 20µg/√Hz

Low power, VSUPPLY (LDO enabled)

150 µA in measurement mode (digital)

21 µA in standby mode

Adjustable analog output bandwidth

Electromechanical self-test

Integrated temperature sensor

Voltage range options

VSUPPLY with internal regulators: 2.25 V to 3.6 V

V1P8ANA, V1P8DIG with internal low dropout regulator (LDO)bypassed:
1.8 V typical ± 10%

Operating temperature range: -40°C to 125°C

14-terminal, 6 mm × 6 mm × 2.1 mm, LCC package, 0.26 grams

Application

Inertial measurement units (IMUs)/altitude and heading reference systems (AHRS)

Platform stabilization systems

Structural health monitoring


Seismic imaging

Tilt sensing

Robotics

Condition Monitoring

Related Products



[ADXL343BCCZ](#)

Analog Devices, Inc
LGA-14




[ADXL103CE](#)

Analog Devices, Inc
CLCC-8



[ADXRS642BBGZ](#)

Analog Devices, Inc
CBGA-32




[ADXL335BCPZ-RL7](#)

Analog Devices, Inc
LFCSP16



[ADIS16488BMLZ](#)

Analog Devices, Inc
MSM24



[ADXL357BEZ](#)

Analog Devices, Inc
LCC-14



[ADXL346ACCZ-RL7](#)

Analog Devices, Inc

LGA16



[ADXL345BCCZ-RL7](#)

Analog Devices, Inc

LGA-14