

OP AMP, 5MHZ, 2.4V/uS, DIP-8, Bandwidth:5MHz, No. of Amplifiers:2, Slew Rate:2.4V/s, Supply Voltage Range: 4.5V to 18V, Operating Temperature Min:-40 C, Operating Temperature Max:85 C

Manufacturers	Analog Devices, Inc
Package/Case	CDIP-8
Product Type	Amplifier ICs
RoHS	
Lifecycle	



Images are for reference only

Please submit RFQ for OP270EZ or [Email to us: sales@ovaga.com](mailto:sales@ovaga.com) We will contact you in 12 hours.

[RFQ](#)

General Description

The OP270 features an input offset voltage of less than 75 μV and an offset drift of less than 1 $\mu\text{V}/^\circ\text{C}$, guaranteed over the full military temperature range. Open-loop gain of the OP270 is more than 1,500,000 into a 10 k Ω load, ensuring excellent gain accuracy and linearity, even in high gain applications. The input bias current is less than 20 nA, which reduces errors due to signal source resistance. With a common-mode rejection (CMR) of greater than 106 dB and a power supply rejection ratio (PSRR) of less than 3.2 $\mu\text{V}/\text{V}$, the OP270 significantly reduces errors due to ground noise and power supply fluctuations. The power consumption of the dual OP270 is one-third less than two OP27 devices, a significant advantage for power conscious applications. The OP270 is unity-gain stable with a gain bandwidth product of 5 MHz and a slew rate of 2.4 V/ μs .

The OP270 offers excellent amplifier matching, which is important for applications such as multiple gain blocks, low noise instrumentation amplifiers, dual buffers, and low noise active filters.

The OP270 conforms to the industry-standard 8-lead CERDIP and PDIP pinouts.

For higher speed applications, the ADA4004-2 or the AD8676 are recommended. For a quad op amp, see the OP470 data sheet.

Features

Very low noise density of 5 nV/ $\sqrt{\text{Hz}}$ at 1 kHz maximum

Excellent input offset voltage of 75 μV maximum

Low offset voltage drift of 1 $\mu\text{V}/^\circ\text{C}$ maximum

Very high gain of 1500 V/mV minimum


Outstanding CMR of 106 dB minimum

Slew rate of 2.4 V/ μs typical

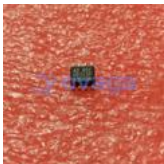
Gain bandwidth product of 5 MHz typical

Industry-standard 8-lead dual pinout





Related Products




[OP213F](#)

Analog Devices, Inc
SMD/DIP-8/SOP-8




[OP42AZ](#)

Analog Devices, Inc
CDIP-8



[OP27GP](#)

Analog Devices, Inc
PDIP-8



[OP37GS](#)

Analog Devices, Inc
SOIC-8



[OP462GSZ](#)

Analog Devices, Inc
SOIC-14



[OP2177ARM](#)

Analog Devices, Inc
MSOP8



[OP467GPZ](#)

Analog Devices, Inc
PDIP-14



[OP400GPZ](#)

Analog Devices, Inc
PDIP-14